

# COLORADO CONGRESSIONAL DISTRICT 5

- Representative Lamborn -



## *Rural Health Clinics*

- Rural Health Clinics (RHCs) are federally certified facilities located in non-urban healthcare professional shortage areas.
- RHCs must be staffed by at least one nurse practitioner, physician assistant or certified nurse midwife, who must be on-site to see patients at least 50% of the time.
- Often the only medical facility in rural communities, RHCs depend on sound business practices, Medicare, Medicaid, private insurance, and minimal grant funding to keep their doors open.
- The 49 RHCs across Colorado provide primary care services to an estimated 130,000 adults and children annually.

### *Rural Health Clinics in Your District*

6

Button Family Practice, Cañon City  
Eastern Plains Medical Clinic of Calhan, Calhan  
Florence Medical Center, Florence  
HRRMC Buena Vista Family Practice, Buena Vista  
Mountain Medical Center of Buena Vista, Buena Vista  
Pediatric Associates of Cañon City, Cañon City

## *Critical Access Hospitals*

- Critical Access Hospitals (CAHs) are small, rural hospitals that have a maximum of 25 beds.
- The CAH Program was created by Congress in 1997 to support the fragile rural healthcare system.
- The 29 CAHs across Colorado provide local integrated health delivery systems including acute, primary, emergency and long-term care.

### *Critical Access Hospitals in Your District*

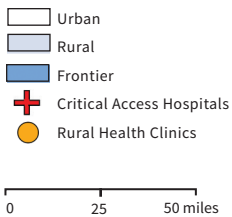
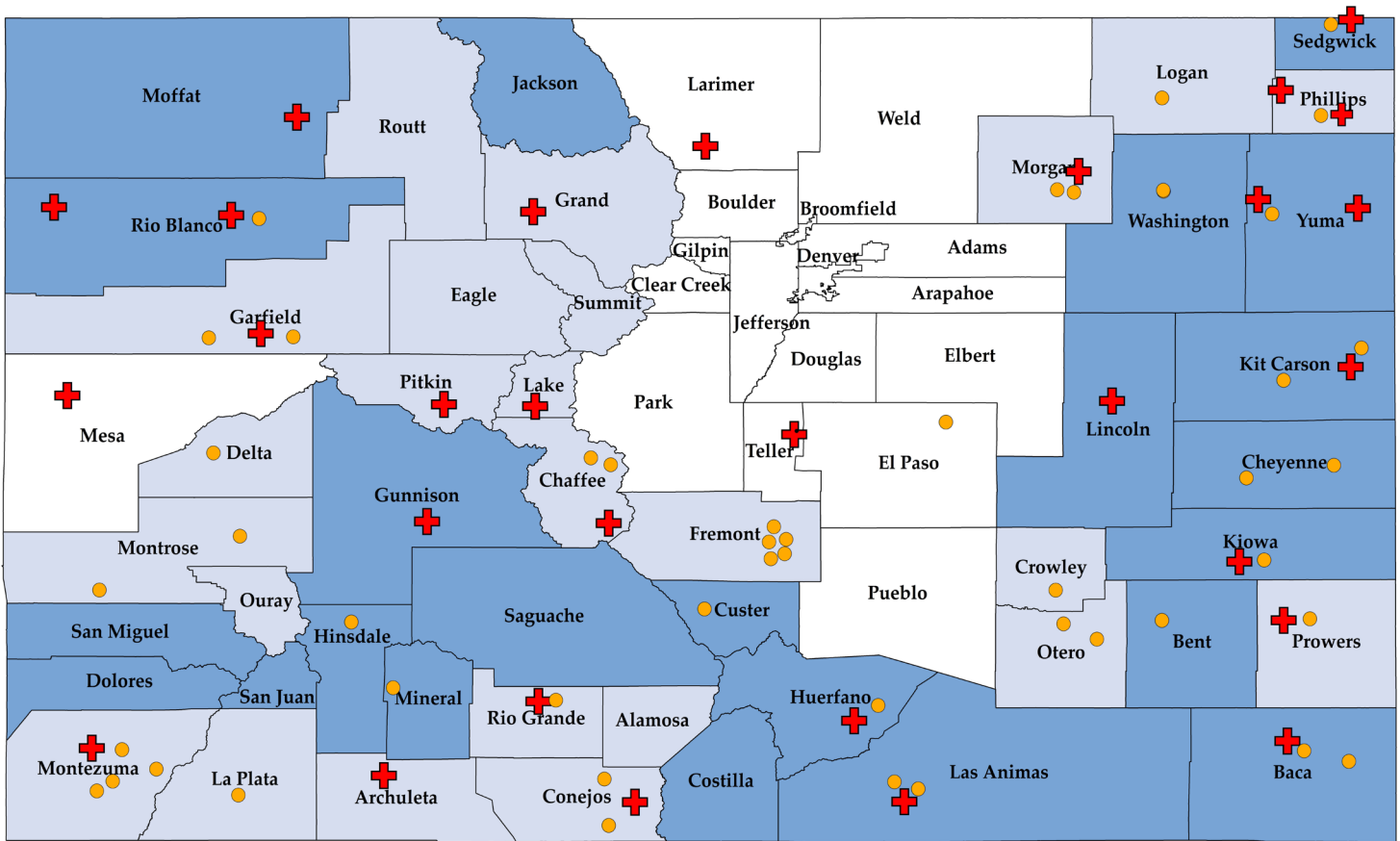
2

Heart of the Rockies Regional Medical Center, Salida  
Pikes Peak Regional Hospital, Woodland Park



# COLORADO: RURAL HEALTH FACILITIES

## County Designations, 2016





The definition of rural and frontier varies depending on the purpose of the program or policy in which they are used. Therefore, these are referred to as programmatic designations, rather than definitions. One designation commonly used to determine geographic eligibility for federal grant programs is based on information obtained through the Office of Management and Budget: *All counties that are not designated as parts of Metropolitan Areas (MAs) are considered rural.* The Colorado Rural Health Center frequently assumes this designation, as well as further classifies frontier counties as those counties with a population density of six or fewer persons per square mile. You may visit the Rural Health Grants Eligibility Advisor to determine if a county or address is designated rural, or contact the Office of Rural Health Policy at (301) 443-0835.

The information in this map was collected and geocoded by the State Office of Rural Health, current as of January 2016.

# DISTRICT HEALTH

5

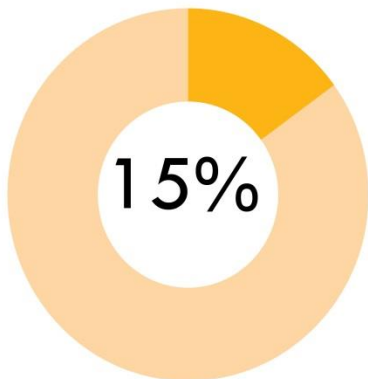
## Demographics



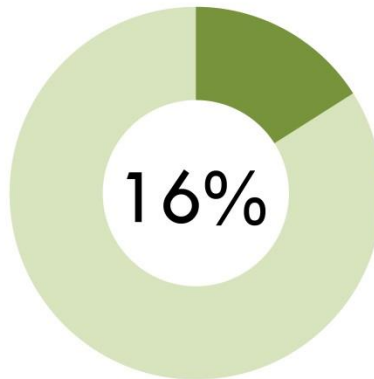
3 out of 20 (15%) **rural Coloradans live in your district**, 13% are over 65 years old

The **elderly population will increase** by 13% by 2018

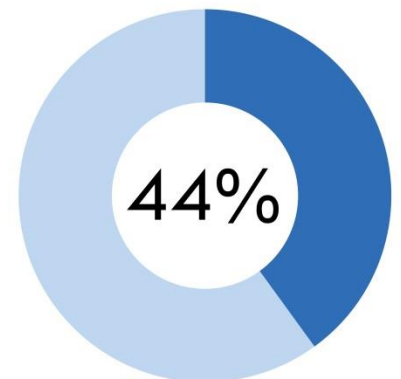
## Social Determinants



fewer students in your district graduate **high school** on time than the state average



fewer adults are **unemployed** in your district when compared to the state average



fewer **families live in poverty** in your district than the state average



**household income** in your district above state average



**cost of care per Medicare beneficiary** has decreased in your district in the last 5 years

# Health Outcomes & Access

## Mental Health

**Suicide rates** are 1% above the state average

Colorado adults report having 3 poor mental health days in the past month



## Oral Health

**Dentist visits** in your district are 6% above the state average

**Adult tooth loss** due to disease is 11% below the state average

*Dental disease is the leading chronic disease of children*

Nearly 40% of Colorado kids have dental decay by the time they reach kindergarten

## Aging & Chronic Disease

**Projection of seniors** by 2018: 14%

13% of the population is currently on **Medicare**

Number of adults who have **diabetes** is 13% below the state average

3 out of 100 people in your district have **heart disease**

45 people die of **chronic lower respiratory disease** annually in your district, per 100,000

*Nationally, 7 out of 10 deaths are due to chronic disease*



## Reproductive

**Infant mortality** is 15% below the state average

*Infant mortality is twice as high for the poorest 20% of the nation*

26% of **births are to teens**, the state average is 39%

**Prenatal care** is accessed by 66% of expecting mothers

## Patients per Provider • in Your District •

State Average



Dentists  
2,326



Mental Health  
5,066



Primary Care  
1,600

**COLORADO  
RURAL HEALTH  
CENTER**

*The State Office of Rural Health*

3033 S Parker Rd., Ste. 606  
Aurora, CO 80014  
303.832.7493 • 800.851.6782  
info@coruralhealth.org  
www.coruralhealth.org

Data that was included must represent at least a 20% variance between district and rural/state averages. Data was compiled from various public databases, contact CRHC for more information.