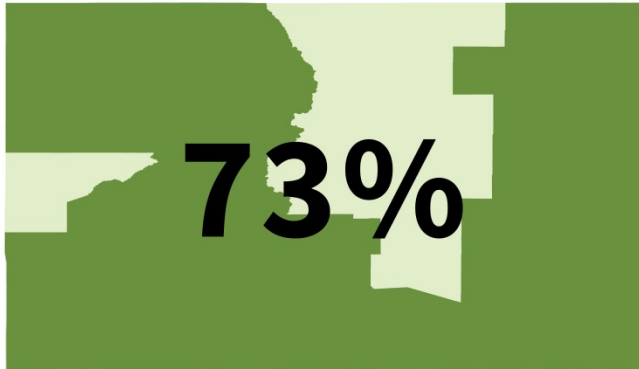


KNOW THE NUMBERS



Colorado



73% of Colorado is **rural**




3 out of 20 Coloradans live in rural

Rural Challenges



42%
of births are to **teens**



average median **income** is \$14,000 less
than urban households



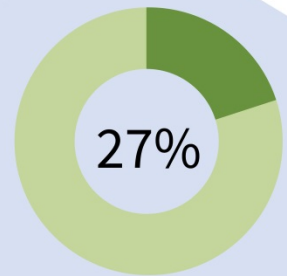
10% of families live in **poverty**



14% face a **lack of transportation**



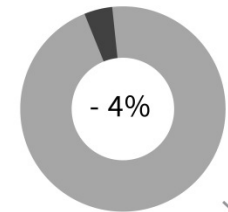
21% are **uninsured**



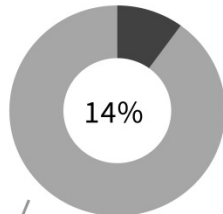
students do not
graduate high school on time

Demographics

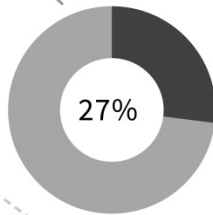
(2018)



18-64 Population Projection

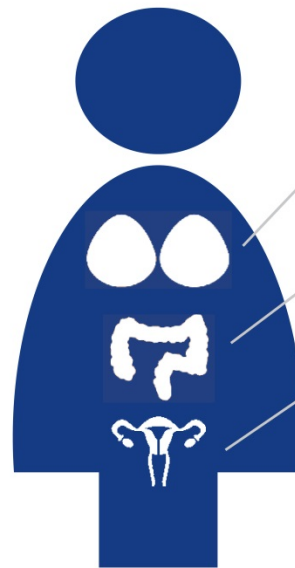


Multicultural Population



65+ Population Projection

Preventive Services



Mammography Rate
63%

Colonoscopy Rate
60%

Pap Smear Rate
75%

Substance Abuse



19% Report
Excessive Drinking

Mental Health



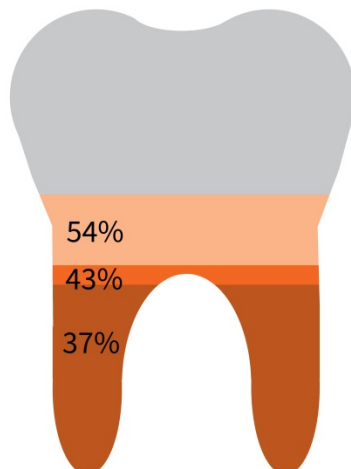
Adults Reporting Sufficient
Social and Emotional Support
33%

Know the Numbers Colorado's Rural Regions



Dental Uninsured
Adults with Tooth Loss

Population with
Fluoridated Water



73% Adult Seat Belt Usage

Oral Health

Injury and Violence