

Mark your calendars! Rural Connectivity User Group

Thank you to those who took the time to attend our May User Group. CCMCN and CRHC will continue to host quarterly user group meetings, with the next meeting on **Tuesday, August 13th, 10am - 11am MST.**

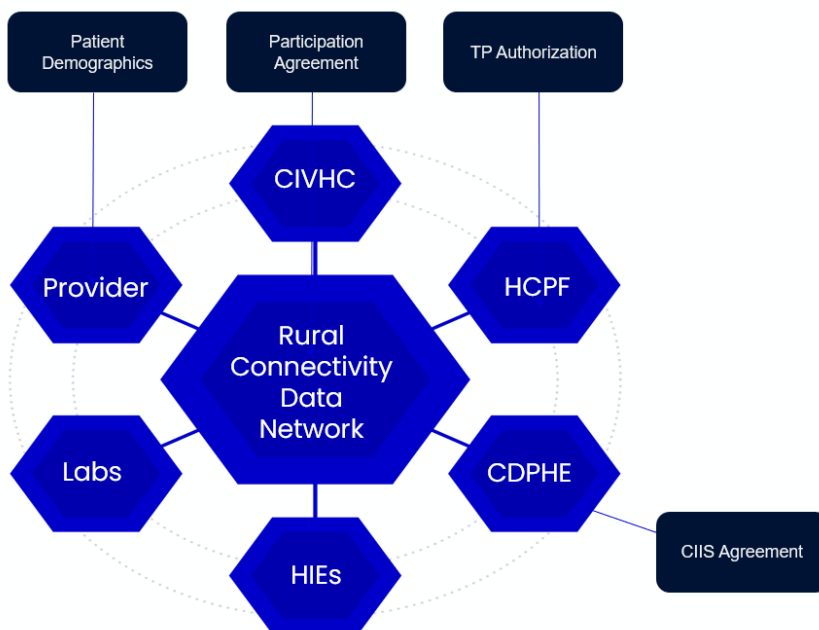
The objectives of these meetings are to:

- ✓ Increase awareness of the Community Analytics Platform (CAP) and available reports
- ✓ Collaborate on new reporting ideas
- ✓ Increase utilization and comprehension of the CAP
- ✓ Gather feedback from users for enhancements to the platform
- ✓ Understand how organizations are using the CAP

Join us for our next Rural Connectivity User Group!

[Register Now](#)

Data Sources Updates



Claims Data

Administrative billing claims through **Q4 of 2023** are in production and now reflected in the CAP. **Q1 2024** claims have been received and are expected to be in production by **August 2024.**

Obstetric(OB) Desert Report

“A maternity care desert is any county without a hospital or birth center offering obstetric care and without any obstetric providers. Obstetric providers include obstetricians, family physicians who reported delivering babies, certified nurse midwives and nurse midwives. In maternity care deserts, birthing persons and babies face a higher risk of poor health outcomes, including death”¹

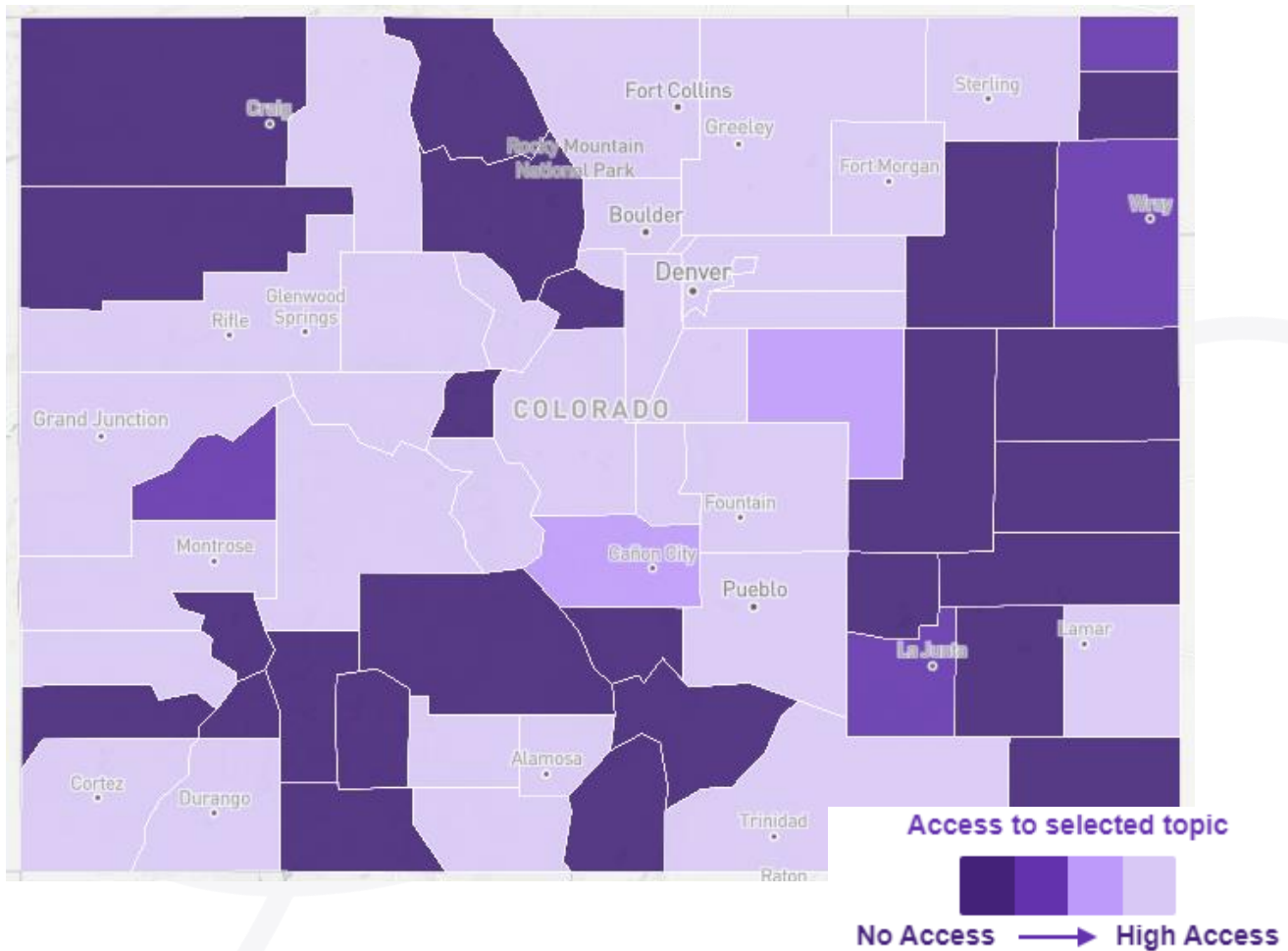
More than

2 million

birthing people of childbearing age live in maternity care deserts

There are **1,052** counties in the US defined as a maternity care desert with **25** being in the state of Colorado.¹

Nationally, from 2004 to 2014, **9%** of rural counties lost hospital maternity services; another **45%** had no maternity services to begin with. In addition, ongoing closures of rural health services impede hospitals abilities to improve maternal and infant outcomes.





OB Desert Report

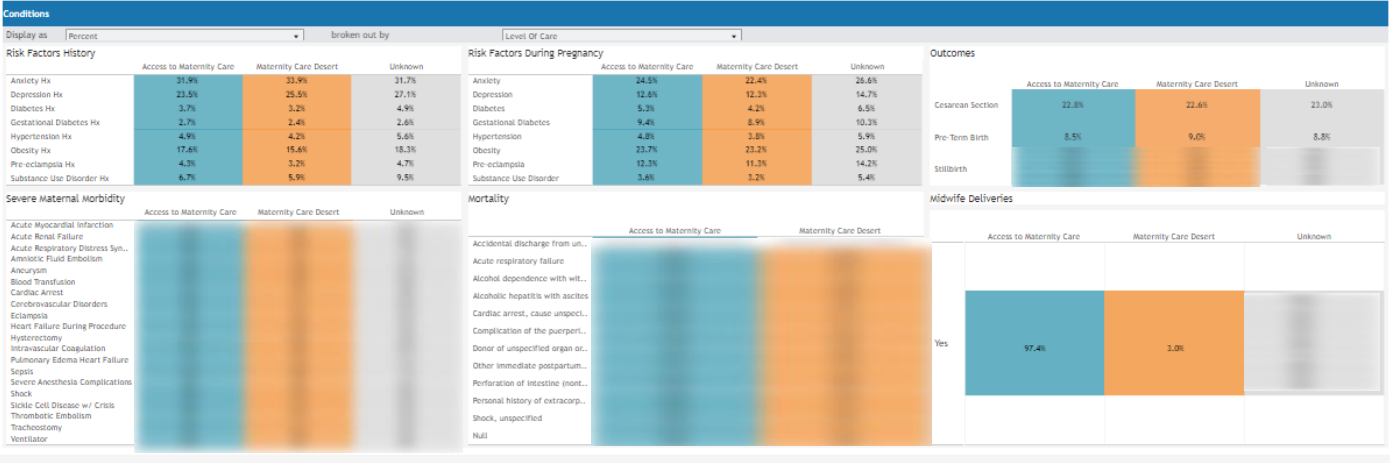
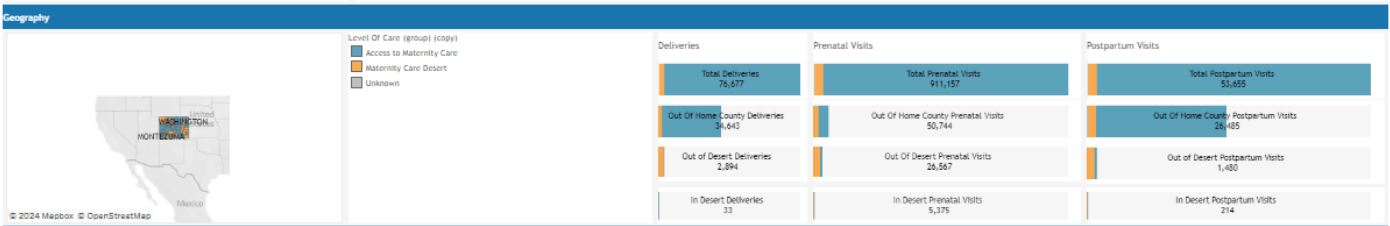
End – users can view their birthing persons population based on if they are in a maternity desert. Users have the ability to identify risk factors (historical and pregnancy related), outcomes, morbidity and mortality.

End users are also able to get KPIs for their Medicaid attributed population.

Risk factors, outcomes, morbidity and mortality are also broken down by demographic groups to showcase disparities

OB Desert Overview

Delivery Date: 1/1/20 - 7/1/20 |
 Network: (All) |
 Source Clinic: (All) |
 PAYER_GROUP: (All) |
 Home County: (All) |
 Home Level O...: (All) |
 Delivery Sourc...: (All) |
 Delivery County: (All) |
 Delivery Level...: (All) |
 Delivery Sourc...: (All) |
 Out Of Home ...: (All) |
 Risk Factors H...: (All) |
 Risk Factors P...: (All) |
 Outcomes: (All) |
 Severe Matern...: (All) |
 Mortality: (All) |
 Death Flag: (All) |
 Midwife Servi...: (All)



OB Desert KPIs

Source Clinic: (All) |
 County Designation: (All) |
 County: (All) |
 Level Of Care (group): (All) |
 Delivery Source Clinic: (All) |
 Delivery County: (All) |
 Delivery Level Of Care: (All) |
 Delivery Local Source: (All) |
 Out Of Home County Delivery...: (All) |
 Death Flag: N |
 Network: (All)

	Measure 1: Prenatal Visits							Measure 2: Postpartum Visits						
	M1 Qualifying Deliveries	Deliveries w Prenatal Visit	Percent w Prenatal Visit	Max. Colorado PRAMS: Percent w Prenatal Visit	Avg. Fixed LOD Cnt Prenatal Visits Total	Avg. Fixed LOD Cnt Prenatal Visits Local	Avg. Fixed LOD Cnt Prenatal Visits Out Of County	M2 Qualifying Deliveries	Deliveries w Postpartum Visit	Percent w Postpartum Visit	Max. Colorado PRAMS: Percent w Postpartum Visit	Avg. Fixed LOD Cnt Postnatal Visits Total	Avg. Fixed LOD Cnt Postnatal Visits Local	Avg. Fixed LOD Cnt Postnatal Visits Out Of Cou...
Access to Maternity Care	7,270	5,002	68.80%	92.1%	12.4	5.5	7.8	9,116	4,551	49.92%	91.6%	1.7	1.0	0.8
Maternity Care Desert	200	154	77.00%	92.1%	12.7	2.3	10.7	268	125	46.64%	91.6%	1.6	0.3	1.4
Unknown	50	34	68.00%	92.1%	12.1	4.5	12.3	59	26	44.07%	91.6%	1.3	0.3	1.2

Available August 2024

Please attend our Quarterly User Group Meeting on 8/13/24 at 10am MST to get insight into the utility and more detailed information on the OB desert report.

Note. Metrics representing a count of 11 or less are not shown due to CCMCNs small cell size suppression policy.

Rural Connectivity Project News and Updates

R7 Payments

Another round of Sustainability Payments; \$100,000 per Critical Access Hospital and \$20,000 per Rural Health Center, will be issued on August 1, 2024, and each subsequent year on August 1st for all qualified rural providers participating in the state's Rural Connectivity Program.

At a minimum, to qualify for this payment or partial payment, a participating rural provider must be connected to one of the state's Health Information Exchanges (HIEs) and the Community Analytics Platform (CAP) established by the Office of eHealth Innovation.

- a. The participating rural provider has a signed agreement with one of the Colorado Health Information Exchanges (HIEs) so the participating rural provider can view medical records contained within the HIE.
- b. The participating rural provider has a signed participation agreement (PA) with the vendor (CCMCN) managing the Community Analytics Platform (CAP) so that the participating rural provider is accessing the CAP and authorizing the vendor managing the CAP to capture data on their behalf. **All organizations who were participating as of 7/1/2024 will receive sustainability payments on August 1, 2024, for every eligible location.**

To continue receiving the full amount each year, providers will make continuous efforts to maintain or increase their level of connectivity between the provider and one of the state's HIEs and the CAP.

Please contact John Kennedy, john.kennedy@state.co.us with any questions

Current Participation

There are 146 rural organizations/locations that are currently eligible for the Rural Connectivity Project



68%



51%



28%



53%

of eligible organizations are contracted to participate in the Community Analytics Platform

of eligible organizations have uploaded Demographics to the Community Analytics Platform

of eligible organizations have completed TP Authorization

of eligible organizations have completed a CIIS agreement

***Participation rates are as of 7/1/2024**





Community Analytics Platform Changes

CCMCN has transitioned to a new and improved analytics platform. All reports originally developed by CCMCN are accessible to CAP users and can be found at cap.colorado.community. Additionally, CCMCN will collaborate with a new analytics vendor to provide CAP users with access to dynamic, claims-driven reporting. Stay tuned for further details in upcoming user group meetings or newsletters, where updates on the rollout of new reporting functionality will be shared. If you have any questions about the new vendor or need to receive login information and instructions, please contact Andy Woster at andy@ccmcn.com.

[LOG IN NOW](#)

Rural Health Today

Recent publications that contain rural health research & policy:

-  [Cervical Cancer Screening Rates Among Rural and Urban Females, From 2019 to 2022](#)
-  [Risk Factors for Poor Health Among U.S. Older Adults in Rural and Urban Areas: Injury, Food Insecurity, and Lack of Social Support](#)
-  [Discussions of Cancer Survivorship Care Needs Are There Rural Versus Urban Inequities?](#)
-  [Non-Urgent Use of Emergency Departments by Rural and Urban Adults](#)

Technical Assistance or Demo

If you are interested in receiving an in-depth demonstration of the CAP and all it has to offer or if you need technical assistance, please contact Cyntia De Carvalho at cdecarvalho@coruralhealth.org or Sarah Switala at sswitala@coruralhealth.org

Topics of Interest

Are you interested in learning more about a topic that has not yet been covered in the quarterly newsletter or CAP user group meeting? Submit any questions or topics to Demetria Flowers at demetria@ccmcn.com

Demographic Files & Trading Partner Authorization

Want to view data for your organization in the CAP? To begin participating in the Rural Connectivity Project, please contact Cyntia De Carvalho at cdecarvalho@coruralhealth.org or Sarah Switala at sswitala@coruralhealth.org

Next Rural Connectivity Quarterly Newsletter: October 2024