

Mark your calendars! Rural Connectivity User Group

Thank you to those who took the time to attend our February User Group. CCMCN and CRHC will continue to host quarterly user group meetings, with the next meeting on **Tuesday, May 13th, 10am – 11am MST.**

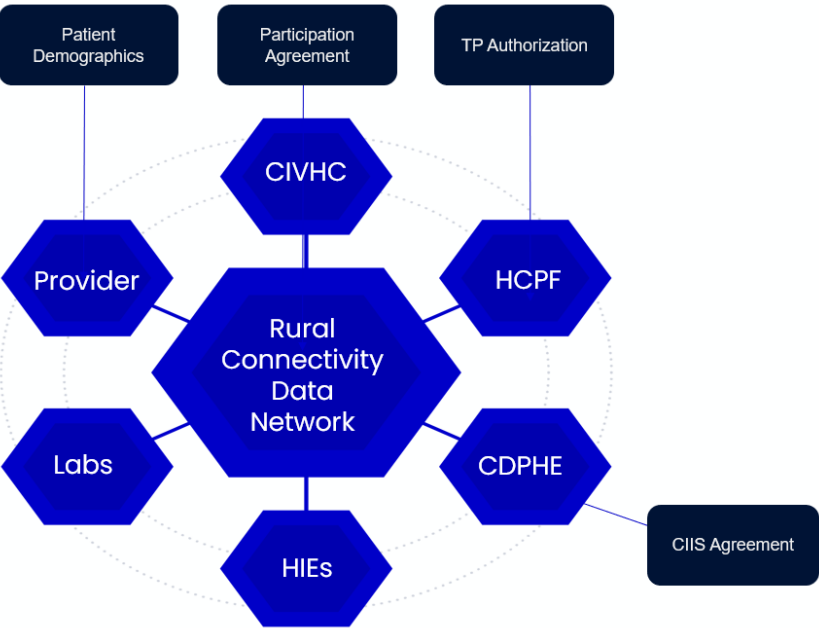
The objectives of these meetings are to:

- ✓ Increase awareness of the Community Analytics Platform (CAP) and available reports
- ✓ Collaborate on new reporting ideas
- ✓ Increase utilization and comprehension of the CAP
- ✓ Gather feedback from users for enhancements to the platform
- ✓ Understand how organizations are using the CAP

Join us for our next Rural Connectivity User Group as we discuss our new Well Child Visit and Cost & Utilization Report!

[Register Now](#)

Data Sources Updates



Claims Data

Q4 2024 claims have been received and are now available in the CAP.

CDPHE Data

CCMCN is now receiving birth certificate data. This data is in the process of being ingested into the OB Desert report.

OB Deserts in Rural America

“Access to obstetric care has been declining in the US, while maternal mortality is rising”

267 Rural hospitals ceased providing OB services between 2011 and 2021. This represents almost **25%** of America's rural hospital OB units.

Percentage of Rural Hospitals That Stopped Offering OB Services from 2011-2021



OB Unit Closure Drivers

Rural Hospital Closures

Financial Instability

COVID-19 Pandemic

Staffing Issues


Maternal Health Policy

OB Closures in Rural America

With announcements of obstetric services closing in 2025 for rural Colorado, it is important that we continue to analyze how these closures impact birthing persons and infants within rural communities.

End users can utilize the OB Desert report to identify the population served that lives in an OB Desert. They can also get insights into risk factors, severe maternal morbidity, and birthing outcomes for those who live in a desert compared to those who live in an area with access to maternity care. The addition of birth certificate data will improve the validity of birthing location, severe maternal morbidity, and outcomes.

Total Deliveries	Access to Maternity Care	Maternity Care Desert	Unknown
11,047 100.0%	8,351 75.60%	2,205 19.96%	1,214 10.99%



Risk Factors History

	Access to Maternity Care	Maternity Care Desert	Unknown
Anxiety Hx	32.8%	32.2%	30.6%
Depression Hx	24.2%	20.8%	21.3%
Diabetes Hx	3.4%	2.3%	2.9%
Gestational Diabetes Hx	3.3%	2.2%	3.0%
Hypertension Hx	3.8%	4.1%	3.9%
Obesity Hx	14.6%	12.6%	16.9%
Pre-eclampsia Hx	4.3%	3.4%	4.5%
Substance Use Disorder Hx	4.4%	3.0%	5.0%

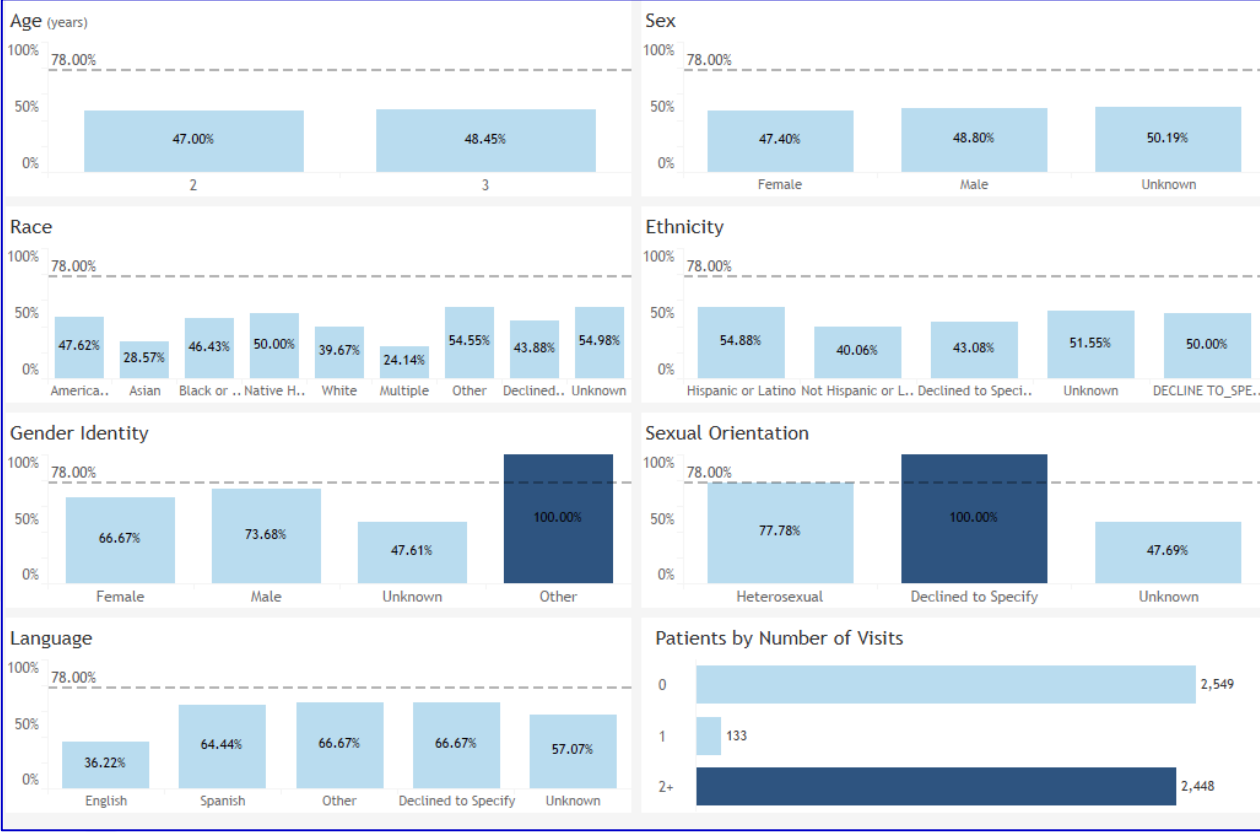
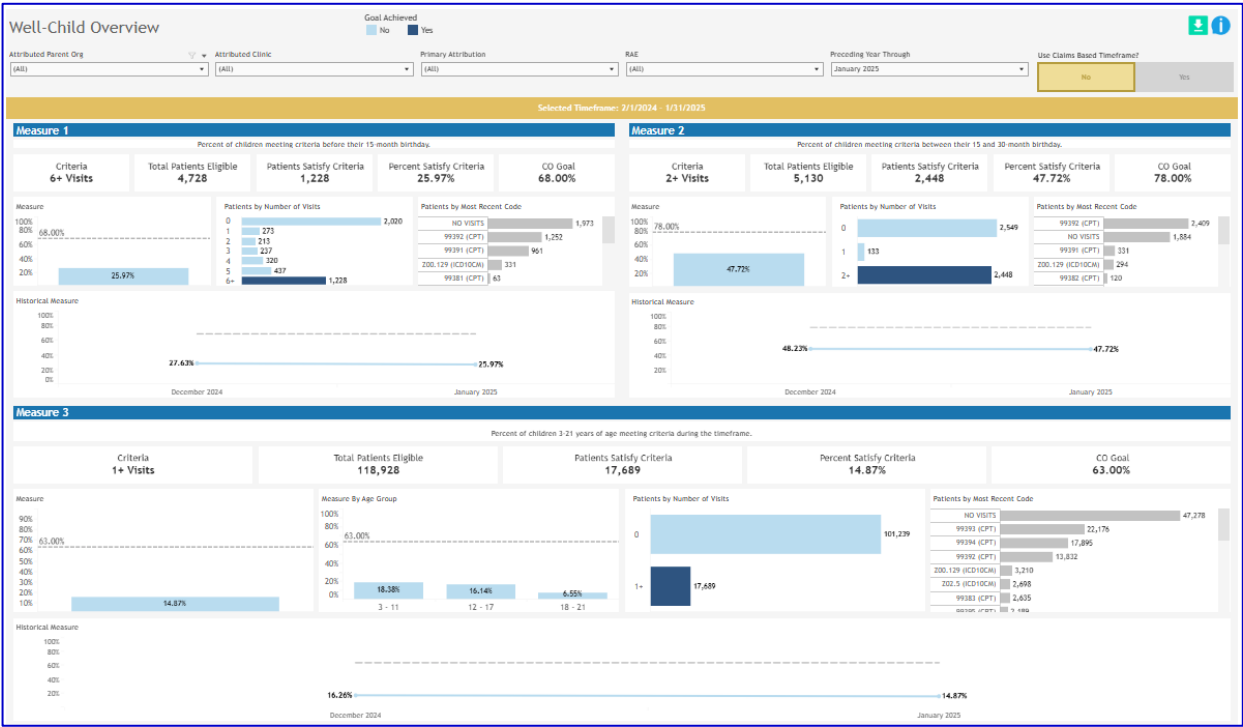
Risk Factors During Pregnancy

	Access to Maternity Care	Maternity Care Desert	Unknown
Anxiety	23.2%	22.1%	25.9%
Depression	10.5%	9.3%	9.7%
Diabetes	4.9%	3.0%	4.1%
Gestational Diabetes	10.1%	8.5%	10.1%
Hypertension	4.3%	3.5%	3.6%
Obesity	20.1%	20.6%	23.0%
Pre-eclampsia	10.9%	11.4%	11.0%
Substance Use Disorder	2.3%	1.6%	2.6%

Now Available – Well-Child Report

The Well-child Report is now available within the Community Analytics Platform for all end users. End-users are able to see:

- ✓ 3 different KPIs for your attributed population over the last 12 months.
 - ✓ Percent of children having 6 or more visits before 15 months of age.
 - ✓ Percent of children having 2 or more visits from 15 – 30 months of age.
 - ✓ Percent of children having 1 or more visits from 3 -21 years of age.
- ✓ The number of patients that satisfy the KPI criteria, the number of well visits, and the code used to identify the well visits
- ✓ Your organization’s current KPI compared to goals set by the state and Regional Accountable Entity (RAE).
- ✓ Demographics such as age, language, gender identity, ethnicity, and race.
- ✓ Patient population list for all children included in the report.



Current Participation

There are 129 rural organizations/locations that are currently eligible for the Rural Connectivity Project and R7 Sustainability Payments



85%



69%



38%



81%

of eligible organizations
are contracted to
participate in the
Community Analytics
Platform





of eligible organizations
have uploaded
Demographics to the
Community Analytics
Platform

of eligible organizations
have completed TP
Authorization

of eligible organizations
have completed a CIIS
agreement

Rural Health Today

Recent publications that contain rural health research & policy:

-  [County-Level Availability of Obstetric Care and Economic Implications of Hospital Closures on Obstetric Care](#)
-  [Obstetric Care Access at Rural and Urban Hospitals in the United States](#)
-  [An Updated Model of Rural Hospital Financial Distress](#)
-  [Pediatric and Pregnancy-related Visits at Rural Health Clinics in 2018 among Medicaid/CHIP Enrollees in 20 States](#)

Technical Assistance or Demo

If you are interested in receiving an in-depth demonstration of the CAP and all it has to offer or if you need technical assistance, please contact CRHC at ruralconnect@coruralhealth.org

Topics of Interest

Are you interested in learning more about a topic that has not yet been covered in the quarterly newsletter or CAP user group meeting? Submit any questions or topics to Demetria Flowers at demetria@ccmcn.com

Program Participation

Want to view data for your organization in the CAP? To begin participating in the Rural Connectivity Program, please contact CRHC at ruralconnect@coruralhealth.org

Next Rural Connectivity Quarterly Newsletter: July 2025